HSF

NOTES:
1. Insulator material: PA9T+33%GF, UL94V-0;
2. Terminal material: Copper Alloy;
   Terminal Plating: Au/Sn Plated Over Nickel ;
3. Rated Voltage: 50V;
4. Rated Current: Power 30A; Signal 2.5A;
5. Contact Resistance:
   Power 0.7mΩ Max; Signal 20mΩ Max;
6. Insulation Resistance: DC500V
   Power 10000MΩ Min; Signal 500MΩ Min;
7. Insulation Withstand Voltage:
   Power 2500VAC/1min; Signal 1000VAC/1min ;
8. Durability: 200 cycling;
9. Operation Temperature: -20°C to +105°C;

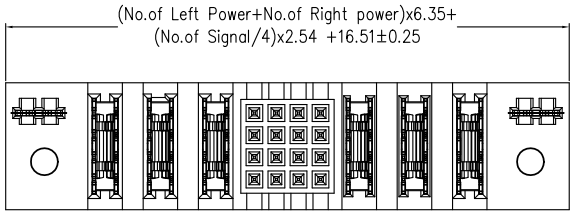

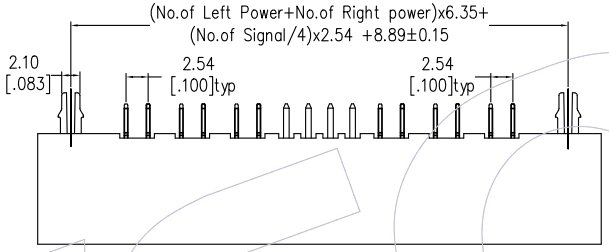

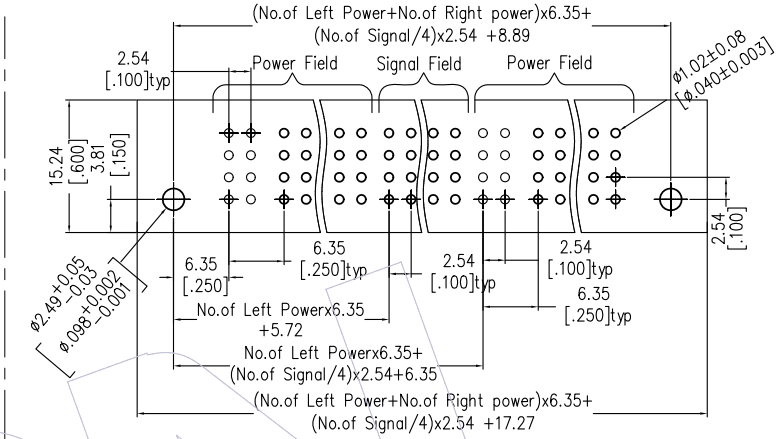

Recommended P.C.B Layout(Top Side)
(PCB BOARD TOLERANCE±0.05)

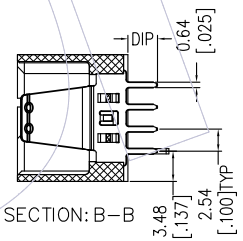

SECTION: B-B

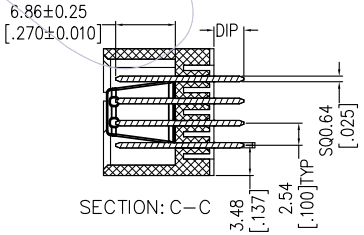

SECTION: C-C

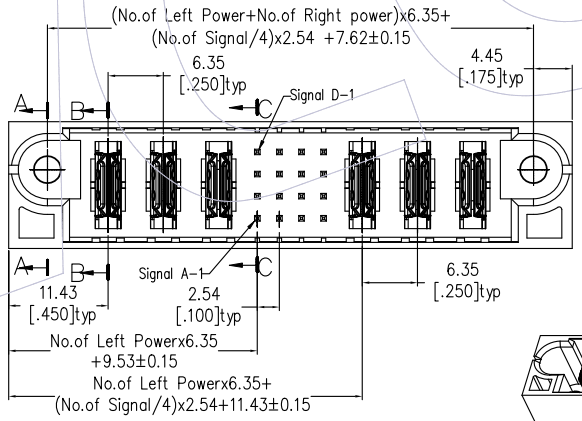

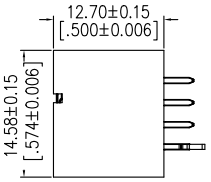

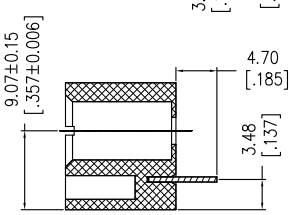

SECTION: A-A

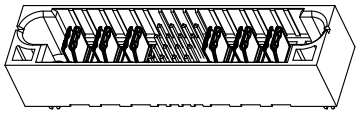

Ordering Information:

P1MS A - XX XX XX XX XX X X A 1 (A1)

- No. Left Power: 03=3Pin … 20=20Pin
- No. Right Power: 03=3Pin … 20=20Pin
- No. Signal: 04=4Pin, 08=8Pin … A0=100Pin, A1=104Pin … B3=148Pin
- Power Contact Plated: S3=10u" Gold /Tin, S4=15u" Gold /Tin, S5=30u" Gold /Tin; w3=10u" Gold /Matte Tin, w4=15u" Gold /Matte Tin, w5=30u" Gold /Matte Tin
- Signal Contact Plated: S3=10u" Gold /Tin, S4=15u" Gold /Tin, S5=30u" Gold /Tin; w3=10u" Gold /Matte Tin, w4=15u" Gold /Matte Tin, w5=30u" Gold /Matte Tin
- Tail Options(DIP Type): A=3.43mm, B=2.29mm, C=4.19mm
- Fixed Mode: M: W/T Lock, N: W/O Lock
- Packing: A=Tray

Type	DIP
A	$3.43^{+0.38}_{-0.25}$
C	$4.19^{+0.38}_{-0.25}$

REV	DATE	MODIFICATION DESCRIPTION	CHANGE
A1	2018/08/30	MODIFY P/N	——
A0	2018/03/06	NEW	——

OPERATION	
X.X	±0.40
X.XX	±0.25
X.XXX	±0.15
Angle	± 3°
DIM	TOL

DRAW Surong Xu	DATE 18/08/30	SCALE	FIT
CHECK	DATE	UNIT	mm / inch
APPROVE	DATE	SIZE	A4
		SHEET	1/1
		PROJ.	

PART NO. P1MSA-XXXXXXXXXXXXA1 (A1)

TITLE: PSP TYPE A 180° DIP MALE (A1)
(TYPE-1:Power+2.54Signal+Power)

Customer NO.

WCON
Http: www.wcon.com

WCON-Dongguan
Tel: +86 769 85358920
Fax: +86 769 85358915
E-mail: sales@wcon.com

WCON-Kunshan
Tel: +86 512 57468408
Fax: +86 512 57468468
E-mail: salesks@wcon.com