

# HSF

Recommended P.C.B Layout (Top Side)  
 (PCB BOARD TOLERANCE±0.05)  
 (PCB Thickness:T=1.60m)

**NOTES:**

Rated Current:10.0AMP.(20°C,1\*2P-1\*10P)  
 7.0AMP.(20°C,1\*11P-1\*20P)  $\triangle A3$   
 Contact Resistance:20mΩ Max.  
 Withstand Voltage:1000V AC/DC  
 Insulation Resistance:1000MΩ Min.  $\triangle A3$   
 Operation Temperature:-40°C to +125°C(Gold Plating)  
 -40°C to +105°C(Tin Plating)

Contact Material:Copper Alloy  
 Contact Plating:Au or Sn Over 30u" Min Ni  
 Insulator Material:LCP+G.F UL94V-0 BK(Std)  $\triangle A3$   
 or PA9T+G.F UL94V-0 BK

**Ordering Information**

1935-1 1 XX XX M XXX X X XX  $\triangle A3$

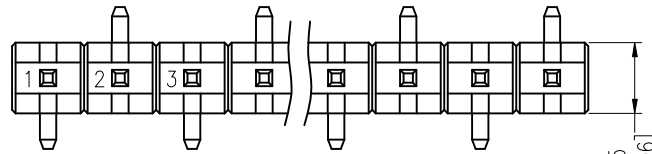
Plastic Layer  
 Plastic Row  
 No.of Pins  
 Per Row:02-20  
 Contact Plating  
 G0=Gold Flash  
 G3=10u"Au, BG3=8u"PdNi+2u"Au  
 G4=15u"Au, BG4=13u"PdNi+2u"Au  
 G5=30u"Au, BG5=28u"PdNi+2u"Au  
 SN=Bright Tin  
 SM=Matte Tin

Series No.  
 01-99  
 Packing  
 T=Tube

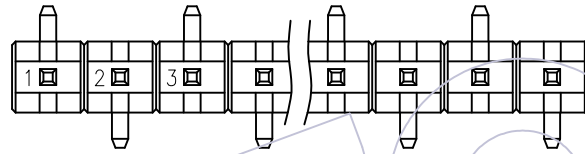
Insulator Material  
 C=PA9T  
 D=LCP  
 Pin Length  
 L(See Table)  
 Type:  
 M=SMT

Item	Pin Length	W	D	E	B	Mating
Standard	16.8	10.0	0.45	5.09	8.0	2989
Alternate						

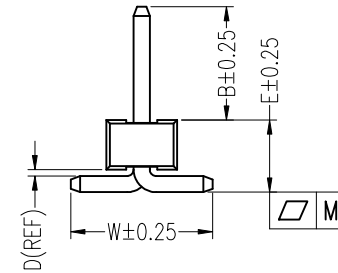
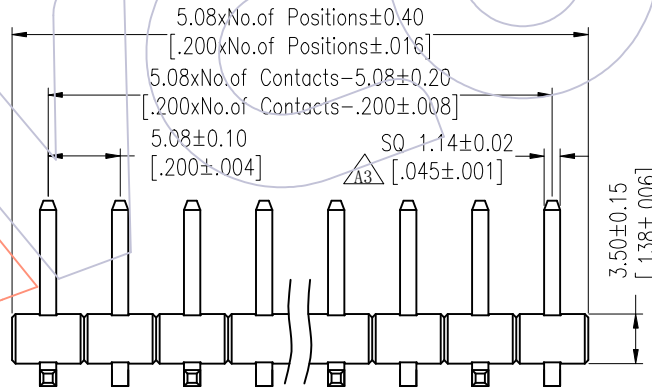
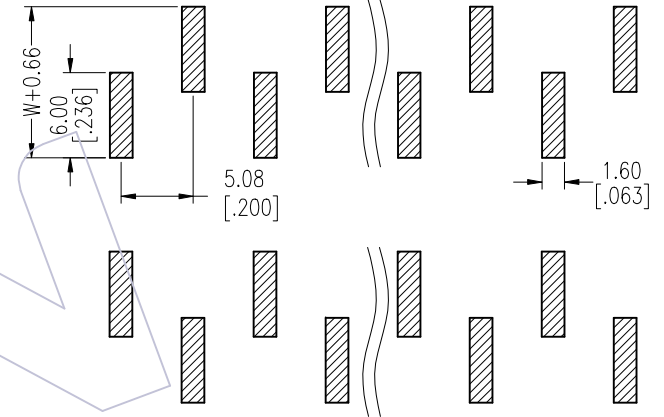
PIN(PerRow)	2-10P	11-20P
M	0.12	0.20



TYPE-1



TYPE-2



REV	DATE	MODIFICATION DESCRIPTION	CHANGE	OPERATION	DRAW	DATE	SCALE	Fit	PART NO.
A3	2025/09/23	Standardization Drawing	CP	OPERATION	DRAW	2025/09/23	SCALE	Fit	1935-11XXXXMXXDXXX $\triangle A1$
A2	2023/02/04	Add Flatness	Du Ying	X.X ±0.40	CP	2025/09/23	UNIT	mm [inch]	TITLE: 5.08 Pin Header, SINGLE ROW, SMT, H=3.5
A1	2018/01/26	MODIFY PART NO.	William Chen	X.XX ±0.25	CHECK	2025/09/23	SIZE	A4	
A0	2010/01/14	NEW	-----	X.XXX ±0.15	TANG	2025/09/23	SHEET	1/2	
REV	DATE	MODIFICATION DESCRIPTION	CHANGE	Angle ± 3'	APPROVE	DATE	SHEET	1/2	Customer NO.
				DIM TOL	Steven Zhao	2025/09/23	PROJ.		

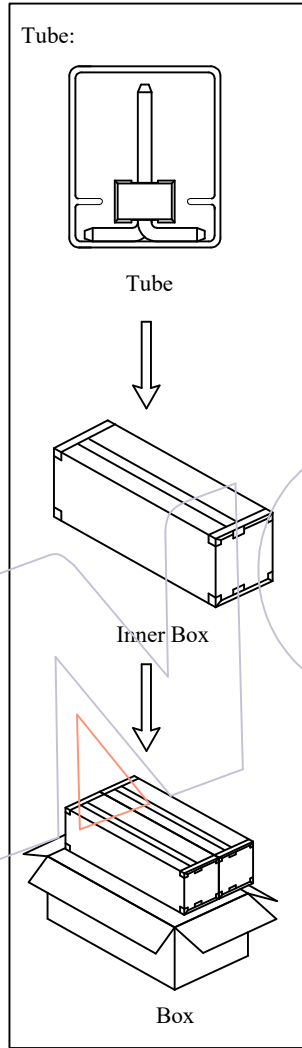
**WCON**

Http: www.wcon.com

WCON-Dongguan Tel: +86 769 85358920 Fax: +86 769 85358915 E-mail: sales@wcon.com  
 WCON-Kunshan Tel: +86 512 57468408 Fax: +86 512 57468468 E-mail: salesks@wcon.com

**HSF**

**Packing:**



**Packaging Quantity Refers To The Following Table**

PINS	Q' ty/Tube	Q' ty/Inner Box	Q' ty/Box
2	50/Tray		2,400
3	30/Tray		1,440
4	27	2,160	4,320
5	22	1,760	3,520
6	18	1,440	2,880
7	16	1,280	2,560
8	14	1,120	2,240
9	12	960	1,920
10	11	880	1,760
11	10	800	1,600
12	9	720	1,440
13	8	640	1,280
14	8	640	1,280
15	7	560	1,120
16	7	560	1,120
17	6	480	960
18	6	480	960
19	5	400	800
20	5	400	800

A3	2025/09/23	Standardization Drawing	CP	OPERATION	DRAW	DATE	SCALE	Fit	PART NO.
A2	2023/02/04	Add Flatness	Du Ying	X.X ±0.40	CP	2025/09/23	UNIT	mm [inch]	1935-11XXXXMXXDXXX
A1	2018/01/26	MODIFY PART NO.	William Chen	X.XX ±0.25	CHECK	DATE	SIZE	A4	TITLE:
A0	2010/01/14	NEW	-----	X.XXX ±0.15	TANG	2025/09/23	SHEET	2/2	5.08 Pin Header, SINGLE ROW, SMT, H=3.5
REV	DATE	MODIFICATION DESCRIPTION	CHANGE	Angle ± 3'	APPROVE	DATE	PROJ.		Customer NO.
				DIM TOL	Steven Zhao	2025/09/23			



Http: [www.wcon.com](http://www.wcon.com)

WCON-Dongguan Tel: +86 769 85358920 Fax: +86 769 85358915 E-mail: <a href="mailto:sales@wcon.com">sales@wcon.com</a>	WCON-Kunshan Tel: +86 512 57468408 Fax: +86 512 57468468 E-mail: <a href="mailto:salesks@wcon.com">salesks@wcon.com</a>
---	--